

# 920i<sup>®</sup>

PROGRAMMABLE  
INDICATOR/CONTROLLER



**RICE LAKE<sup>®</sup>**  
WEIGHING SYSTEMS

[www.ricelake.com](http://www.ricelake.com)

# Flexibility. Intelligence. Programmability. It's all in the box.

The 920i<sup>®</sup> weight indicator and process controller blends revolutionary user interfaces, total flexibility and processing performance with the simplicity of a basic weight indicator. A crisp, highly customizable LCD graphical display, programmable softkeys and industry-recognized electronics are surrounded by a virtually indestructible enclosure to create one of the industry's most trusted weight indicators and process controllers.

Adding an entirely new dimension in flexibility for solution providers and users alike, the 920i indicator/controller brings simplified customization at a fraction of the cost of traditional process instrumentation. From tailored basic weighing to complex process automation, the 920i gives you features, programmability and power for your process.

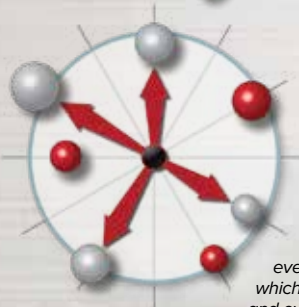


Completed Tasks ● Uncompleted Tasks ●



### Typical Loop Processing

Loop Processing follows a specific sequence of instructions which can cause program delays or systems to become unresponsive.



### Event Based Processing

The 920i utilizes event based processing, which identifies, prioritizes and executes events rather than processing a whole sequence of events. This results in increased efficiency and multi-tasking.



Bar graphs and visual cues inform users when a batch or fill is in process and when it's approaching target weights.




Customized database programs allow you to store, access and analyze critical production information.



A 32-channel display capability allows viewing of weight on an individual scale and a combination of totalized scales.





**THE ULTIMATE USER INTERFACE**

Character sizes are selectable from 6 up to 30 mm to tailor the display to the information required.

**NAV-PAD**

Convenient navigation pad increases efficiency.

**CUSTOMIZED SCREENS**

Customize up to 10 screens with scales, bitmaps, bar graphs, text boxes and symbols.

**GRAPHIC ICONS AND MESSAGES**

Provide visual user feedback for alerts and function status.

**SOFTKEYS**

Multiple user-defined and preset functions are available simultaneously through five convenient softkeys with easy-to-read scrolling tabs.

**PROGRAMMABILITY**

Create custom programs using iRite software.

**STAINLESS STEEL DOMED SWITCHES**

Heavy-duty tactile keys feature stainless domes tested to over five million actuations!

**PROMPTING**

Customized prompts guide operators through functions.

**NEMA TYPE 4X/IP66**

Heavy-duty, stainless steel enclosure for enhanced protection in harsh environments.



## Leading Design

The 920i combines recognized performance, simplified architecture and intuitive features to provide a powerful instrument that is remarkably easy to use.

- Large 120 x 90 mm, 320 x 240 pixel backlight LCD graphical display
- Integrated PS/2 or USB port allows for quick data entry from a keyboard and seamless communication with a PC or other peripheral device
- NEMA Type 4X, IP66 stainless steel enclosure

## Proven Performance

The 920i delivers the speed, responsiveness and accuracy you need to stay ahead of the competition.

- Simultaneously view up to 32 scale/sensor inputs, or up to four Legal for Trade scales
- Single or multiple A/Ds feature selectable rates from 7.5 to 960 updates per second
- Event Sequential Protocol (ESP) technology identifies, prioritizes and executes events for increased efficiency and multi-tasking
- Power for (16) 350Ω load cells per A/D board
- Digital filtering and a selectable display update rate ensure accurate, stable weighments
- Safe shutdown, increased input and transient voltage protection assure data is safeguarded in unreliable power environments.

## Flexibility

The 920i's modular design allows you to choose only the options necessary for your current application, yet leaves room for future expansion.

- Easily integrates into new or existing automation systems
- Open connectivity for the most popular networking interfaces
- 100 configurable setpoints and six onboard digital I/O
- Two onboard option card slots (expandable to 14) for increased functionality, including communication protocols such as DeviceNet™, Allen-Bradley® Remote I/O, Ethernet/IP™, ControlNet™, Profibus®, Ethernet TCP/IP and Wi-Fi

## The Power of Programmability

Customization puts increased productivity at your fingertips. The 920i features versatile programming options for increased process efficiency in virtually any application.

- Up to 10 different screens can change with any given process
- Real-time bar graphs show progress of filling or batching systems
- Graphic icons and messages show user alerts and function status
- Customizable softkeys give instant access to frequently used functions
- Use Rice Lake's iRite® software to bring a new level of sophistication to your operation with custom applications

## STANDARD FEATURES

- Large 120 x 90 mm, 320 x 240 pixel back-lit LCD graphical display
- Selectable character sizes from 6 to 30 mm
- Display up to four scale channels with required Legal for Trade information per screen
- Five displayed softkeys with 10 user-defined and 14 preset functions per screen
- Selectable A/D measurement rate up to 960/second
- Power for (16) 350 Ω load cells per A/D board
- Peak hold, rate of change
- Audit trail tracking and alibi storage
- Multiple range/interval weighing
- Four bidirectional communication ports
- Local/remote keypress operation
- Operator prompts/256 widgets
- Multiple screens (program control)
- Eight onboard databases
- Six onboard digital I/O
- 100 configurable setpoints, 30 types
- Two onboard option card slots
- 1000-ID truck registers for in/out weighing
- Programmable ticket formats 20 auxiliary print formats
- ESP event-driven processing
- User programmable 128 K flash memory
- iQUBE2<sup>®</sup> connectivity
- 32 individual scale accumulators
- NEMA Type 4X/IP66 stainless steel enclosure
- PS/2 or USB keyboard port for data entry

## OPTIONS/ACCESSORIES

- Digital I/O, 24 channel
- A/D dual or single channel
- 0-4 kHz pulse input
- Analog output selectable (0-10 V, 0-20 mA), single or dual
- Analog input (-/+ 10V DC, 0-20 mA)
- Thermocouple (E, J, K, N, T)
- Memory, 1 MB (14 MB optional)
- Two channel serial (RS-232, RS-485)
- Two-card expansion boards
- Six-card expansion boards wall mount only
- DC-DC 9-36 converter
- PS/2 or USB keyboard
- Fiber optic interface
- Trans-reflective display for sunlight applications

## Communication protocol cards

- DeviceNet™
- Allen-Bradley® Remote I/O
- EtherNet/IP™
- ControlNet™
- Profibus® DP
- PROFINET®
- Ethernet TCP/IP 10/100 Base-T
- Wireless LAN (Wi-Fi)



## SPECIFICATIONS

- POWER:** AC voltages: 100-240 VAC Frequency: 50-60 Hz  
DC voltages: 12-24 VDC  
Consumption: AC: 25W (universal) or 65W (others)  
DC: 25W for all models
- COMMUNICATION PORTS:** Four ports on CPU board support up to 115.200bps  
Port 1: Full duplex RS-232  
Port 2: RS-232 with CTS/RTS; PS/2 keyboard interface or USB type A and B connectors  
Port 3: Full duplex RS-232, 20mA  
Port 4: Full duplex RS-232, 2-wire RS-485, 20mA  
Optional dual-channel serial expansion boards  
Channel A: RS-232, RS-485, 20 mA  
Channel B: RS-232, 20 mA
- KEYS/BUTTONS:** 27-key membrane panel, tactile feel, PS/2 or USB port for external keyboard connection
- TEMPERATURE RANGE:** Certified: -10°C to +40°C  
Operating: -10°C to +50°C
- WEIGHT:** Universal enclosure: 4,3 kg  
Wall mount enclosure: 10,4 kg  
Panel mount enclosure: 3,9 kg  
Deep universal: 5,0 kg
- EMC IMMUNITY:** EN 50082 Part 2 IEC EN 61000-4-2, 3, 4, 5, 6, 8, 11 and 10 V/m

## APPROVALS



UK 2659  
Accuracy Class  
III max:  
6000/10,000



CC #01-089  
Accuracy Class  
III max:  
10,000



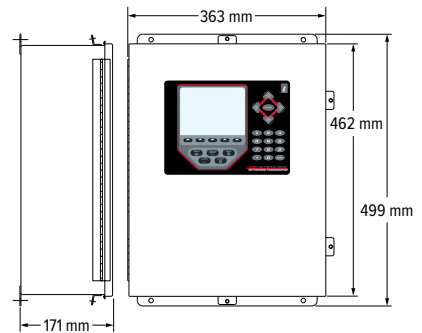
Universal, Deep and  
Wall Mount  
ULCUL Listed  
Custom Wall Mount  
ULCUL Listed 508A



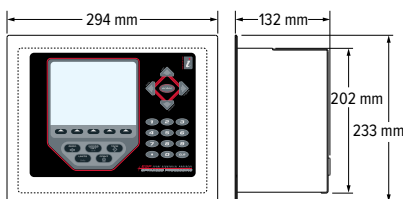
Panel Mount ULCUL  
Recognized

Measurement  
Canada  
Approved

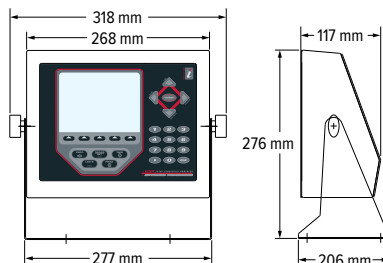
AM-5426  
Accuracy Class  
III max:  
10,000



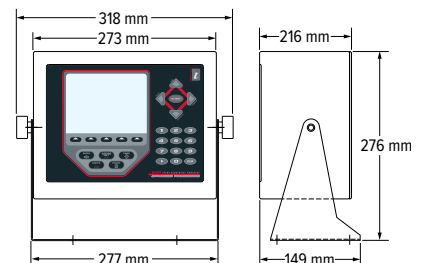
Wall Mount



Panel Mount



Universal Mount



Deep Universal Mount

SALES AND TECHNICAL ASSISTANCE



EUROPE OFFICE  
Via Della Fisica, 20  
41042 Fiorano Mod.se (MO) - Italy  
Tel. +39 0536 843418  
www.diniargo.com



HEADQUARTERS  
230 West Coleman Street  
Rice Lake, Wisconsin 54868 - USA  
Tel: (715) 234 9171 | Fax: (715) 234 6967  
www.ricelake.com